



# Al Ain English Speaking School

## Year 1 Learning Pathway

### Week beginning: 2.02.26

Dear Parents,

It was lovely to see so many of you this week during the parent - teacher meetings and we would like to thank you for all your ongoing support.



On **Tuesday, 17 February 2026**, we will be launching our **Voice of the Parent Survey**. This survey is a vital opportunity for you to share your views on your child's experience at AAESS and to help shape the future direction of our school.

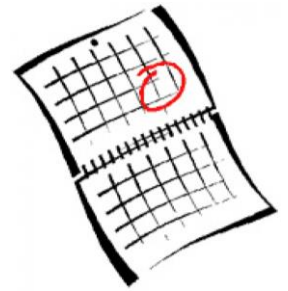
We strongly encourage all parents to take part when the survey is released. Your voice plays an important role in shaping AAESS, and we are grateful for the time and care you take to share your feedback with us.

Just a gentle reminder that school now finishes at **11:30 a.m. every Friday**. Please ensure arrangements are made for a prompt pick-up. If you are running late then please report to security for collection.

Thank you for your cooperation.

Please note that the mid term break will begin on Monday 9th February at 2:30pm. School will then resume on Monday 16th February.

Thank you so much to all the children and parents who participated in the 20 Days of WellbeingChallenge. It has been great to see so many of the children taking part in the activities.



## Contacting Year 1 Teachers:

We are always happy to support in any way we can, so if you have any questions or concerns please send your child's class teacher an email (see addresses below).

When contacting staff please remember they are expected to read emails daily (Monday - Friday) and respond within 24 hours. They may choose to read or respond outside of school hours but please do not expect it. Please also bear in mind that they will be teaching or in meetings during the school day (7.30am - 3.00pm) so will not be able to respond straight away.

<b>Mrs Jordan(1A) - HOY</b> <a href="mailto:Lindsey.jordan@cognita.com">Lindsey.jordan@cognita.com</a>	<b>Ms Hannah - Mae (1B)</b> <a href="mailto:Hannah.holmes@cognita.com">Hannah.holmes@cognita.com</a>	<b>Mrs Jade (1C)</b> <a href="mailto:Jade.morrison@cognita.com">Jade.morrison@cognita.com</a>
<b>Ms Michelle (1D) - KS1</b> Assistant Principal <a href="mailto:Michelle.taylor2@cognita.com">Michelle.taylor2@cognita.com</a>	<b>Ms Lyndsay (1E)</b> <a href="mailto:Lyndsay.telford@cognita.com">Lyndsay.telford@cognita.com</a>	<b>Ms Gill (1F)</b> <a href="mailto:Gillian.burger@cognita.com">Gillian.burger@cognita.com</a>
<b>Ms Suzaan (1G)</b> <a href="mailto:Suzaan.vreugdenburg@cognita.com">Suzaan.vreugdenburg@cognita.com</a>	<b>Ms Hannah (1H)</b> <a href="mailto:Hannah.gourley@cognita.com">Hannah.gourley@cognita.com</a>	<b>Mrs. Karbhari (1I)</b> <a href="mailto:Mariya.karbhari@cognita.com">Mariya.karbhari@cognita.com</a>

# Important Information:

Please be reminded that in line with updated policy requirements, parents or carers of children

In Primary will need to wear their permanent access pass to enter the school site and drop off or collect their children.



**PARENTS**  
**REMEMBER TO WEAR YOUR**

**YELLOW LANYARD**  
**ACCESS PASS**



**WEAR YOUR PASS**  
**AT DROP OFF & PICK UP**

**SAFETY FIRST**  
**HELP US IDENTIFY YOU!**

**أولياء الأمور**

تذكروا ارتداء شريط تصريح الدخول الأصفر بكم

**شريط تصريح الدخول الأصفر**



**ارتدِ تصريحك عند**  
**التوصيل والاستلام**

**السلامة أولاً!**

# Important Information:

- Gates will open promptly at **7.05am (Monday - Friday)**. Please be reminded that arriving on time each morning is vital to your child's learning. Gates close and lessons start promptly at **7:40 am**.
- *As part of our commitment to safety, our new swipe card entry system is in place to ensure that only staff and approved visitors are permitted on site during the school day. Thank you for respecting this and for your continued support in helping us maintain a safe environment for all.*
- Regular **pick-up time is 2:30 PM**. If your child is registered for an ECA (Extra-Curricular Activity), pick-up will be at **3:20 PM**. Please note that if a child is not registered for an ECA and is not collected by **2:40 PM**, they will be taken to the **KS2 classroom for supervision**. In this case, you will need to wait at Security, and your child will be brought to you. Thank you for your understanding and cooperation in helping us ensure a smooth and safe end to the school day.
- Pick – up is **11:30am** every **Friday**.

## Year 1 learning:

### Week beginning: Monday 12th January 2026

This week, we will continue with our Meerkat Mail text during our Talk 4 Writing lessons. We will revisit the text and will use our own actions to it to help us remember the text. We will then explore Sunny's adventures and write sentences including the use of adjectives to add detail.

In maths, we will begin the topic of shape and start by learning all about 3D shapes. We will identify and name common 3D shapes such as cube, cone, pyramid. We will discuss some of their features and investigate their properties as well as find various 3D shapes around the classroom and Year 1 area. We will end the week exploring and naming a range of 2D shapes such as circle, square and triangle.

In phonics, we will learn the sounds 'y' as in party, 'ph' as in phone and 'wh' as in wheel. We will be learning to identify, read and write words using these sounds, as well as challenging ourselves to write simple sentences.

In Science, we will recap our learning about herbivores, carnivores or omnivores and explore some of the animals that have each of these diets. We will then use this knowledge to sort animals into groups based on their diet.



# Wellbeing Wednesday

Our Wellbeing Committee is pleased to introduce **Wellbeing Wednesday's**, an initiative for Term 2 focused on building kindness and care across our school community.

Each Wednesday, a short wellbeing prompt will be shared with staff and students, encouraging one small action and a brief reflection on why it matters. These moments are designed to remind us that small intentional actions can make a meaningful difference.



## Wellbeing Wednesday

Action:

**Recycle a plastic bottle or piece of paper you use today**

### WHY IT MATTERS:

Being mindful of how we use and recycle resources shows care for our environment and responsibility for the world we share.



# Home Learning Links:

Please feel free to use the resources shared in the link below to access and review the learning your child completed last week in school.

## Year 1 – Term 2 - Week 2 Learning Review

### Year 1 PE Days:

Class	Day	
1A, 1B, 1C, 1D, 1E & 1F	Monday	Wednesday
1G, 1H & 1I	Tuesday	Friday

Please contact Mr Tom Mucklin at [tom.mucklin@cognita.com](mailto:tom.mucklin@cognita.com) should you have any queries or questions regarding our PE provision.

## Upcoming events:

### Monday 2 February – Parent Workshop

Supporting every child to thrive– **2 - 2:30pm in the auditorium.** We look forward to seeing you.



**Mid Term  
Break**

Please be reminded that the **Mid-Term Break** will begin on **Monday 9th February** School will resume after the break on **Monday 16th February**.

# Parent Workshop

## Parent Workshop: Inclusion & Supporting Additional Needs

### Supporting Every Child to Thrive

We warmly invite parents to join us for an informative and supportive workshop focused on inclusion and how we can work together to support children with additional needs.

### Meet Our Specialists



 **Date: 2<sup>nd</sup> February**

 **Time: 2.00- 2.30**

 **Location: Auditorim**

We look forward to welcoming you and working together to support every child's success.

Please register your interest here:



[Link to register](#)

# Arabic 1

هيا بنا نحو إطلالة سريعة على أعمالنا هذا الأسبوع ...مرحبًا بكم طلابي الأحياء

سنتعرف هذا الأسبوع على حرف الطاء

1الدرس: حرف الطاء التعرف على

2الدرس: التعرف على أشكال حرف الطاء

3الدرس: على أصوات حرف الطاء القصيرة التعرف

4الدرس: التعرف على أصوات حرف الطاء الطويلة

3ورقة عمل 2ورقة عمل 1ورقة عمل: أوراق عمل حرف الطاء

مسابقة نجم القراءة

كل أسبوع لمدة خمس أسابيع متتالية لتصبح نجم القراءة وتحصل على شهادة التميز (قراءة كلمات بسيطة) ارسل فيديو

[Mohiba.hnidi@cognita.com](mailto:Mohiba.hnidi@cognita.com)

[Manal.azzam@cognita.com](mailto:Manal.azzam@cognita.com)

المعلمة مهيبه: Y1 A,G,F,H

المعلمة منال B,G,I,E,H

المعلمة D\C

أسماء

[Asmaa.alchraf@cognita.com](mailto:Asmaa.alchraf@cognita.com)

# Arabic 2

Let's take a quick look at our work this week:

This week the students will learn about a new letter: (ط)

Lesson 1: first day, We will learn the new letter and how to pronounce it.

Lesson 2: second day, We will learn about the forms of the letter (initial, medial, final) in the word, and separately.

Lesson 3: Third day, We will learn about the sounds of the short vowels ( ا , إ , إ )

Lesson 4: Fourth day, We will learn about the sounds of the long vowels ( آ , و , ي )

Activity

Paper sheets

Dear Parents,

Warm greetings, On Friday, we will make a **Peacock** by using tools that are being recycled.

I am pleased with your communication at the email address provided below.

Ms. Missam Almohamad: [Missam.almohamad@cognita.com](mailto:Missam.almohamad@cognita.com)

# AAESS Values

## Care



Our value focus this term is Care.

Our expectations are that students will:

Take care of themselves

- Take care of each other
- Take care of our school / our world
- Take care with their work

# Islamic 1

السلام عليكم ورحمة الله وبركاته  
أركان الإسلام: درس هذا الأسبوع

أهداف الدرس

- أعدد أركان الإسلام

- وركن الصلوة. أتعرف على معنى الشهادتين

- للطلاب ومن يرغب يتمكن من إرسال فيديو لطالب وهو يقرأ سورة الفاتحة، أو وهو يردد سيتم تسميع سورة الفاتحة  
مقطع من نشيد طلع البدر علينا

• الرابط "ربيع القلوب" إعلان هام يسرنا أن نعلن عن استمرار التسجيل في مسابقة القرآن الكريم

• لا تترددوا في التواصل معنا على البريد الإلكتروني المدرج أدناه، كما نحيطكم علماً أنه باستطاعتكم مقابلة  
المعلمين كل يوم اثنين من الساعة 2:45 - 3:10 نسعد بتواصلكم الدائم

[nour.lababidi@cognita.com](mailto:nour.lababidi@cognita.com)

المعلمة نور y1 B-G-C-H

[asmaa.alachraf@cognita.com](mailto:asmaa.alachraf@cognita.com)

المعلمة أسماء Y1 E-F-I-D-H

# Islamic 2

Dear students, As-salamu Alaikum.

Our lesson for this week is " Pillars of Islam. "

The students will be able to:

\*Recount the Pillars of Islam.

\*Explain the meaning of each Pillar of Islam.

\*Find out the benefit of each of the Pillars of Islam.

[The link of the lesson.](#)


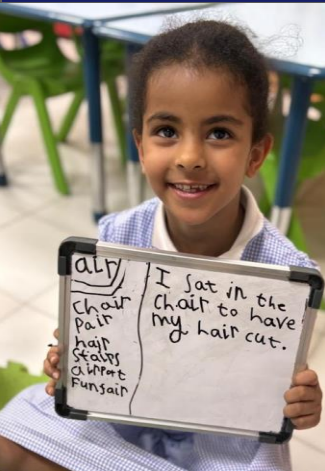
For any questions, please do not hesitate to email me.

Ms. Abir Turkman: [abir.turkman@cognita.com](mailto:abir.turkman@cognita.com)



The collage consists of 20 individual photographs showing children in a classroom setting. The photos are arranged in a grid-like fashion, with some images being larger than others. The children are engaged in various activities, including writing on whiteboards, drawing, playing with blocks, and interacting with each other. Some photos show individual children, while others show groups. The activities include writing sentences, drawing pictures, playing with colorful blocks, and using a large wooden wheel. The children are wearing school uniforms.

- Top row (left to right):
  - A girl holding a whiteboard with the text: "aly", "Chair", "Pair", "hair", "starts", "a", "What", "Funfair".
  - A girl writing on a whiteboard.
  - A group of children sitting on the floor, some wearing hats.
  - A boy writing on a whiteboard with the text: "map", "5m 15", "10m 30", "15m 45", "20m 00".
  - A girl drawing on a whiteboard.
- Second row (left to right):
  - Two girls sitting at a table, one writing on a whiteboard.
  - A girl sitting at a table with colorful blocks.
  - A group of children sitting on the floor, some wearing hats.
  - A girl sitting at a table with a red bowl.
- Third row (left to right):
  - A boy sitting at a table with a green bowl.
  - A group of children sitting on the floor, some wearing hats.
  - A girl sitting at a table with a green bowl.
  - A group of children sitting at a table with a black box.
- Fourth row (left to right):
  - A group of children sitting on the floor, some holding whiteboards.
  - A boy holding a whiteboard with the text: "I saw a red fish.", "jump", "pen", "swim".
  - A group of children sitting at a table with a green bowl.
  - A boy sitting at a table with colorful blocks.
- Fifth row (left to right):
  - Two girls sitting on the floor, one using a large wooden wheel.
  - A boy sitting on the floor with a book.
  - A boy sitting at a table with a whiteboard.
  - A girl holding a whiteboard with the text: "P", "S", "A", "R", "A", "B", "A", "S", "A", "P", "P", "A".





# This week in pictures - Sports Day

