



# Al Ain English Speaking School

*Year 2 Learning Pathway*

*Weeks beginning: 30.6.25*

*Dear Parents,*

Happy Hijri New Year. We extend our heartfelt wishes to those families celebrating this special occasion and hope this new year brings peace, prosperity and good health for you and your loved ones.




As another exciting academic year comes to an end, we would like to take this opportunity to sincerely thank all our parents and guardians for your continued support throughout this year. The partnerships we have created this year has ensured our students have had the very best opportunity to develop their social, emotional and academic learning skills.

Please note that our Term 3 ECA programme has now finished and will not be running next week. However, if you are unable to collect your child at 2.30pm in this final week of school, they will be appropriately supervised until 3.20pm.



We would like to inform you that the End of Year Reports will be issued on **Wednesday 2nd July**. Please take time to review the report and celebrate your child's efforts, progress and achievements. Please also don't hesitate to reach out to us if you do not receive your child's report.

We wish you and your family a restful, happy and safe summer break, and look forward to welcoming the students back on Monday 25th August for the start of an exciting new academic year!



# Important Information:

- Please be reminded that at drop off and pick up times, students should not play on the equipment in the playgrounds and parents should not speak to any students on site without their parent's permission.
- Please also be reminded children should not attend school if they have sickness, diarrhea or have fever like symptoms. In the event of any absence from school, please email your child's class teacher and [csmith@aaess.sch.ae](mailto:csmith@aaess.sch.ae) about the absence and reason.

## Year 2 learning:

**Week beginning: Monday 30th June**

<b>Maths</b>	In maths, we will conclude the 'Mass, Capacity and Temperature' unit of work. To begin the week, the children will compare volume and capacity, ensuring that they understand the difference between the meaning of the two words and can apply their knowledge within a real-life context. Next, the children will be taking a practical approach to estimating and measuring liquid in millilitres and litres in the form of a water challenge. Please check your emails from your child's class teacher for further information about this lesson. Following this, the children will learn about temperature. Within this lesson, they will be introduced to thermometers and the unit 'degrees Celsius', written °c. Finally, the children will consolidate their learning from across the year through the use of different maths games.
<b>English</b>	In English, we will conclude our 'Instructions' unit as the children will finish writing their own instruction text about how to make a smoothie of their choosing. Next, the children will work in groups of three to edit and improve their work using the success criteria to support their ideas. Following this, they will publish their instructions using their neatest handwriting. To finish the week, the children will express their views about different performance poetry and then they will work together to perform one of the poems.
<b>Science and Integrated Curriculum</b>	To conclude our 'Healthy Me' topic, we will be visiting the STEM kitchen so that the children can create their own fruit salad. To support with this activity, we would like the children to bring in 3 or 4 fruits of their choice as well as a small container for them to put their fruit salad in. Please check your emails from your child's class teacher about which day your child will need to bring in their fruit and container.

## Year 2 PE Days:

Tuesday

Thursday

On their PE days, students should wear their PE kit to school.

# Home Learning Links:

## **Monster Phonics eBooks**

Please use your child's log in to use the eBooks with your child at home, please click on this [link](#) to access the Monster Phonics website. The books will be unlocked at the level your child is reading at school.

## **Reading**

Phase 1 [Zak and the Vet](#) [Top Cat](#) [Bob Bug](#)

Phase 2 (Monster Phonics Stage 1 and 2) [Singing Dad](#) [The Odd Pet](#) [Doctor Duck](#)

Phase 3 (Monster Phonics Stage 3 and 3.1) [The Trunk and the Skunk](#) [The Big Match](#)

Phase 4 (Monster Phonics Stage 3.2 and 4) [Tadpoles](#) [The Wrong Kind of Knight](#) [Moan, Moan, Moan](#)

Phase 5 (Monster Phonics Stage 5) [Leroy](#) [No Milk Today](#) [The Cinderella Play](#)

Phase 6 (Monster Phonics Stage 7 and 8) [Tara's Party](#) [Paula the Vet](#) [Jack and the Giants](#)

Here are some additional ways you can help your child read at home: [Reading poster](#).

## **Phonics and Spelling**

Here are the Year 1 and Year 2 common exception words, which the children can practise reading and spelling at home if you wish: [Year 1 & 2 common exception words](#).

Please find links to some worksheets, which will help to consolidate the children's learning:

[Common exception words - word search](#)

[Common exception words - story writing](#)

[Rearranging sentences](#)

## **Maths**

Please find links to some teaching videos, which will help to consolidate the children's understanding of what they have learnt in our most recent maths lessons:

[Measure in kilograms](#)

[Four operations with mass](#)

Please also find links to some booklets and worksheets related to recent learning:

[Measurement](#)

[Measuring capacity](#)

[Measuring temperature](#)

# Contacting Year 2 Teachers:

We are always happy to support in any way we can, so if you have any questions or concerns, please send your child's class teacher an email (see addresses below).

When contacting staff, please remember they have family time outside of school too. Staff are expected to read emails daily (Monday - Friday) and respond within 24 hours. They may choose to read or respond outside of school hours but please do not expect it. Please also bear in mind that they will be teaching or in meetings during the school day (7.30am - 3.00pm) so will not be able to respond straight away.

<b>Ms Pellegrotti - HOY (Y2A)</b> <a href="mailto:jpellegratti@aaess.sch.ae">jpellegratti@aaess.sch.ae</a>	<b>Ms Palmer (2B)</b> <a href="mailto:hpalmer@aaess.sch.ae">hpalmer@aaess.sch.ae</a>	<b>Ms Burgess (2C)</b> <a href="mailto:eburgess@aaess.sch.ae">eburgess@aaess.sch.ae</a>
<b>Ms Bogacz (2D)</b> <a href="mailto:abogacz@aaess.sch.ae">abogacz@aaess.sch.ae</a>	<b>Mrs Bates (2E)</b> <a href="mailto:mbates@aaess.sch.ae">mbates@aaess.sch.ae</a>	<b>Ms Willemse (2F)</b> <a href="mailto:nwillemse@aaess.sch.ae">nwillemse@aaess.sch.ae</a>
<b>Mr Hanks (2G)</b> <a href="mailto:tjohn@aaess.sch.ae">tjohn@aaess.sch.ae</a>		<b>Mr Man (2H)</b> <a href="mailto:sman@aaess.sch.ae">sman@aaess.sch.ae</a>



# Our Yr 2 Recommended English Books



## R4P

### Reading for Pleasure





At AAESS, we are dedicated to supporting our students to develop a lifelong love for books and reading. Our main goal is for the children to see books as a source of inspiration, pleasure and enjoyment!

Reading for pleasure can help to improve student achievement in school. Research has shown that students who read at home do 'significantly better' across the curriculum than students who don't read.

To support our students with their reading choices, we would like to recommend some great books and authors each half term.

How many of these recommended books have you read?

#### YEAR 2




# Our Yr 2 Recommended reads in Arabic:



## R4P

### Reading for Pleasure



### Dive into the Magic of Arabic Reading!

Did you know that reading in Arabic can take you on amazing adventures, introduce you to unforgettable characters, and help you fall in love the language?



At AAESS, we want every student to enjoy reading Arabic stories—not just to learn, but to *have fun*! Whether it's a funny story, a magical tale, or a book full of facts, there's something for everyone in Arabic.

Reading regularly in Arabic doesn't just help you get better at the language; it helps you shine in all your subjects too!

Each term, we'll share a list of exciting Arabic books and awesome authors for you to explore.

So... are you ready to discover a new favourite Arabic book? How many have you read so far?

### YEAR 2





# Arabic 1:

مرحبًا بكم طلابي الأحباء... هيا بنا نحو إطلالة سريعة على أعمالنا هذا الأسبوع:

نقوم هذا الأسبوع بقراءة قصة (ما هي مهنة أمي) ؟

أوراق عمل مراجعة : [أوراق عمل](#)

المعلمة مهيبة بريك هنيدي: [mhnedi@aaess.sch.ae](mailto:mhnedi@aaess.sch.ae)

المعلمة منال عزام: [mazzam@aaess.sch.ae](mailto:mazzam@aaess.sch.ae)

المعلمة هديل: [halassaf@aaess.sch.ae](mailto:halassaf@aaess.sch.ae)

المعلمة راما شيخ خميس: [rkhamis@aaess.sch.ae](mailto:rkhamis@aaess.sch.ae)

# Arabic 2:

Let's take a quick look at our work this week:

This week we will review the letters of the Arabic language.

[The Arabic 2 book \( part 3\)](#)

[Lesson1](#) [lesson2](#) [lesson3](#)

Do not hesitate to contact us at the email listed below.

Please note that you can meet the teachers on Monday from 2:45 - 3:10. We are happy to communicate with you.

**The Arabic teacher :** Mr Ahmad ( [amouteb@aaess.sch.ae](mailto:amouteb@aaess.sch.ae) )

Ms Fatema ( [ftarifi@aaess.sch.ae](mailto:ftarifi@aaess.sch.ae) )

# Arabic SS:

درسنا لهذا الأسبوع (معالم بلادي )

المصطلحات الجديدة: المعالم - متحف (الوفر) أبوظبي

سيتعلم الطلاب في هذا الدرس:

يتعرف المفاهيم والمصطلحات الواردة في الدرس.

يعتد المعالم المشهورة في دولة الإمارات.

المعلمة: هديل العساف [halassaf@aaess.sch.ae](mailto:halassaf@aaess.sch.ae)

المعلمة فاطمة : [fmohamad@aaess.sch.ae](mailto:fmohamad@aaess.sch.ae)

المعلم أحمد صالح متعب: [amouteb@aaess.sch.ae](mailto:amouteb@aaess.sch.ae)

# Islamic 1:

درسنا لهذا الأسبوع ( الله الرَّحْمَن )

الأهداف من الدرس:

- يستنتج أن الله رحيمٌ بمخلوقاته.
- يذكر أمثلة عن كيفية رحمة الله بالمخلوقات.

المعلمة : فاطمة محمد [fmohamad@aaess.sch.ae](mailto:fmohamad@aaess.sch.ae)

المعلمة منال عزام : [mazzam@aaess.sch.ae](mailto:mazzam@aaess.sch.ae)

المعلمة راما : [rkhamis@aaess.sch.ae](mailto:rkhamis@aaess.sch.ae)

المعلمة مهيبة بريك هنيدي : [mhnedi@aaess.sch.ae](mailto:mhnedi@aaess.sch.ae)

# Islamic 2

Dear students, Assalamu Alaikum,

During this week, we will review the Qur'anic Surahs we have learned and do a general review of the biography of Prophet Muhammad (peace be upon him) through a variety of activities.

[Powerpoint](#)

Ms Abir Turkman : [aturkman@aaess.sch.ae](mailto:aturkman@aaess.sch.ae)

# AAESS Values

## Empathy






Inspired by the legacy of the founding father, Sheikh Zayed bin Sultan Al Nahyan, we will focus on the value of **Empathy** in Term 3.

Our expectations are that students will:

- Be mindful towards the emotions, thoughts and experiences of others
- Share, help and cooperate with others
- Use positive language to encourage others
- Participate in charitable or community-led activities to support and help those in need
- Develop the capacity to forgive ourselves and others



# *This week in pictures:*





# *This week in pictures:*

