



Al Ain English Speaking School

Year 1 Learning Pathway

Weeks beginning: 30.6.25

Dear Parents,

Happy Hijri New Year. We extend our heartfelt wishes to those families celebrating this special occasion and hope this new year brings peace, prosperity and good health for you and your loved ones.




As another exciting academic year comes to an end, we would like to take this opportunity to sincerely thank all our parents and guardians for your continued support throughout this year. The partnerships we have created this year has ensured our students have had the very best opportunity to develop their social, emotional and academic learning skills.

Please note that our Term 3 ECA programme has now finished and will not be running next week. However, if you are unable to collect your child at 2.30pm in this final week of school, they will be appropriately supervised until 3.20pm.



We would like to inform you that the End of Year Reports will be issued on **Wednesday 2nd July**. Please take time to review the report and celebrate your child's efforts, progress and achievements. Please also don't hesitate to reach out to us if you do not receive your child's report.

We wish you and your family a restful, happy and safe summer break, and look forward to welcoming the students back on Monday 25th August for the start of an exciting new academic year!



Important Information:

- Please be reminded that at drop off and pick up times, students should not play on the equipment in the playgrounds and parents should not speak to any students on site without their parent's permission.
- Please also be reminded children should not attend school if they have sickness, diarrhea or have fever like symptoms. In the event of any absence from school, please email your child's class teacher and csmith@aaess.sch.ae about the absence and reason.

Year 1 learning:

Week beginning: Monday 30th June

In maths we will revisit our learning about addition and subtraction. We will revise various methods to add and subtract and practise these to complete different sums. We will ensure that when adding 2 numbers our answer is greater and when subtracting our answer is less than the number that we started with.

During our English lessons, we will revise our learning about sentence structure and writing sentences. We will write sentences reflecting on our school year and also our hopes for the summer. We will ensure that our writing include full sentences with capital letters and punctuation such as full stops, exclamation marks and question marks.

In our Phonic lessons we will revisit our learning for the sounds 'ear' (as in bear), 'are' (as in care), 'y' (as in very) and 'ph' (as in photo). We will use our knowledge to read and spell words containing these sounds as well as forming them correctly. We will practise reading real words and pseudo alien words.

For science, we will be visiting the grow zone to observe worms. We will listen to Ms Catrin and found out what the worms eat, how they grow and how to look after them. We will then make our own worm in class.

Year 1 PE Days:

1A,	Tuesday	Thursday
1B, 1C & 1D	Monday	Wednesday
1E & 1F	Tuesday	Wednesday
1G, 1H & 1I	Thursday	Friday

On their PE days, students should wear their PE kit to school.

Home Learning Links:

Monster Phonics eBooks

Please use your child's log in to use the eBooks with your child at home, please click on this [link](#) to access the Monster Phonics website. The books will be unlocked at the level your child is reading at school.

Reading

To support reading at home, please visit our own library where you will find stories to enjoy reading: [AAESS Online Library](#).

Phase 1	Zak and the Vet	Top Cat	Bob Bug
Phase 2	Singing Dad	The Odd Pet	Doctor Duck
Phase 3	Splash and Squelch	The Scrap Rocket	The Trunk and the Skunk
Phase 4	Tadpoles	The Wrong Kind of Knight	Moan Moan Moan
Phase 5	Leroy	No Milk Today	The Cinderella Play

Phonics	Monster phonics song	Monster phonics character actions	High Frequency Words
	‘Action word video’	Action sentences to read	Blending powerpoint.
‘ear’ sound video	‘are’ sound video	‘y’ sound video	‘ph’ sound video
			Phonics game

Worksheets	‘ear’ flashcards	‘ear’ wordsearch	‘ear’ matching activity
‘are’ flashcards	‘are’ wordsearch	‘are’ matching activity	‘are’ read and roll
‘y’ flashcards	‘y’ wordsearch	‘y’ sorting activity	‘y’ game
‘ph’ flashcards	‘ph’ wordsearch	‘ph’ matching activity	‘ph’ workbook

English

Try to fix the sentences. Some sentences have words that need to be unjumbled or they can be missing a capital letter or punctuation mark. [Sentence scramble](#) [? ! or full stop worksheet](#) [Capital letters worksheet](#)

Maths	Videos	Add by counting on	Subtraction counting back	Subtraction finding the difference
Worksheets	Add and subtract	Add and subtract word problems	Number match	Number game
Workbooks	Place value to 10	Place Value within 20	Place Value within 50	

Contacting Year 1 Teachers:

We are always happy to support in any way we can, so if you have any questions or concerns please send your child's class teacher an email (see addresses below).

When contacting staff please remember they have family time outside of school too. Staff are expected to read emails daily (Monday - Friday) and respond within 24 hours. They may choose to read or respond outside of school hours but please do not expect it. Please also bear in mind that they will be teaching or in meetings during the school day (7.30am - 3.00pm) so will not be able to respond straight away.

Mrs L. Jordan (1A) - HOY ljordan@aaess.sch.ae	Ms G. Burger (1B) gburger@aaess.sch.ae	Ms E. Mordaunt (1C) emordaunt@aaess.sch.ae
Mrs Michelle Taylor (1D) - KS1 Assistant Principal mtaylor@aaess.sch.ae	Ms Lyndsay Telford (1E) ltelford@aaess.sch.ae	Mrs N. Koopman (1F) nkoopman@aaess.sch.ae
Mrs S. Vreugdenburg (1G) svreugdenburg@aaess.sch.ae	Ms N. Hinch (1H) nhinch@aaess.sch.ae	Ms H. Holmes (1H) hholmes@aaess.sch.ae

Our Yr 1 Recommended English Books



R4P

Reading for Pleasure




At AAESS, we are dedicated to supporting our students to develop a lifelong love for books and reading. Our main goal is for the children to see books as a source of inspiration, pleasure and enjoyment!

Reading for pleasure can help to improve student achievement in school. Research has shown that students who read at home do 'significantly better' across the curriculum than students who don't read.

To support our students with their reading choices, we would like to recommend some great books and authors each half term.

How many of these recommended books have you read?

YEAR 1




Our Yr 1 Recommended reads in Arabic:



R4P

Reading for Pleasure



Dive into the Magic of Arabic Reading!

Did you know that reading in Arabic can take you on amazing adventures, introduce you to unforgettable characters, and help you fall in love with the language?




At AAESS, we want every student to enjoy reading Arabic stories—not just to learn, but to *have fun*! Whether it's a funny story, a magical tale, or a book full of facts, there's something for everyone in Arabic.

Reading regularly in Arabic doesn't just help you get better at the language; it helps you shine in all your subjects too!

Each term, we'll share a list of exciting Arabic books and awesome authors for you to explore.

So.... are you ready to discover a new favourite Arabic book?

YEAR 1



Arabic 1:

مرحباً بكم طلابي الأحياء... هيا بنا نحو إطلالة سريعة على أعمالنا هذا الأسبوع:

سنقوم هذا الأسبوع بعمل مراجعة للحروف التالية: (ز- س - ش- ص- ض- ط- ظ- ع- غ- ف- ق- ك- ل- م- ه- ن- و- ي)

اليوم الأول مراجعة الحروف (ز- س - ش- ص- ض- ط) المراجعة

اليوم الثاني مراجعة الحروف (ظ- ع- غ- ف- ق- ك)

اليوم الثالث مراجعة الحروف (ل- م- ه- ن- و- ي) الأنشطة

MS : Mohiba break hindi mhnedi@aaess.sch.ae **MS** :Manal Azzam mazzam@aaess.sch.ae

MS : Hadil halassaf@aaess.sch.ae **MS** :Rama khmees rkhamis@aaess.sch.ae

Arabic 2:

Let's take a quick look at our work this week:

This week the we will review these letters: (ز- س - ش- ص- ض- ط- ظ- ع- غ- ف- ق- ك- ل- م- ه- ن- و- ي)

(ز- س - ش- ص- ض- ط) : first day. Review

(ظ- ع- غ- ف- ق- ك) : second day.

(ل- م- ه- ن- و- ي) : Third day Activities

Teacher Mohiba break Hindi mhnedi@aaess.sch.ae **Teacher** :Manal Azzam mazzam@aaess.sch.ae

Teacher: Hadil halassaf@aaess.sch.ae **Teacher** :Rama Khmees rkhamis@aaess.sch.ae

Islamic 1:

طلابي الأعزاء: السلام عليكم ورحمة الله وبركاته

نقوم خلال هذا الأسبوع بمراجعة السور القرآنية التي تعلمناها ومراجعة عامة لسيرة النبي محمد صلى الله عليه وسلم من خلال مجموعة من الأنشطة المتنوعة.

الدّرس

المعلمة منال عزام : mazzam@aaess.sch.ae

المعلمة : هديل العسّاف halassaf@aaess.ae

المعلمة مهيبه بريك هنيدي: mhnedi@aaess.sch.ae

المعلمة : فاطمة محمد fmohamad@aaess.sch.ae

المعلمة راما شيخ خميس : rkhamis@aaess.sch.ae

Islamic 2

Dear students, Assalamu Alaikum,

During this week, we will review the Qur'anic Surahs we have learned and do a general review of the biography of Prophet Muhammad (peace be upon him) through a variety of activities.

[Powerpoint](#)

Ms Abir Turkman : aturkman@aaess.sch.ae

AAESS Values

Empathy



Inspired by the legacy of the founding father, Sheikh Zayed bin Sultan Al Nahyan, we will focus on the value of **Empathy** in Term 3.

Our expectations are that students will:

- Be mindful towards the emotions, thoughts and experiences of others
- Share, help and cooperate with others
- Use positive language to encourage others
- Participate in charitable or community-led activities to support and help those in need
- Develop the capacity to forgive ourselves and others

The collage consists of 20 individual photographs capturing different moments of children's learning and play. The photos are as follows:

- Top Row (left to right):**
 - A girl in a red apron works on a colorful paper craft.
 - Two boys work on a coloring page at a green table.
 - Four boys are gathered around a large red circular table, working on a project.
 - Two boys are sitting on a green mat, working on a project.
- Second Row (left to right):**
 - Two girls are working on a project at a white table.
 - Two boys are standing in front of a whiteboard, interacting with it.
 - Two boys are standing in front of a table with colorful blocks.
 - A boy in a red apron is working on a project.
- Third Row (left to right):**
 - A girl in a blue dress is standing in a classroom.
 - A girl is holding a yellow stick with a bubble.
 - A boy is smiling in front of a calendar.
 - Two boys are working on a project at a table.
- Bottom Section (left to right):**
 - Two boys are working on a project at a table.
 - Two boys are holding up yellow circular objects.
 - A boy is writing on a piece of paper.
 - A group of boys are working on a project at a table.
 - A girl is holding up a piece of paper.
 - A group of boys are working on a project at a table.
 - A girl is holding up a piece of paper.
 - A group of boys are working on a project at a table.

