



Al Ain English Speaking School

Year 2 Learning Pathway

Weeks beginning: 23.6.25

Dear Parents,

To support parents with the transition from Google Classroom to Microsoft Teams, we are pleased to invite you to an introductory training session designed to familiarise parents with the Microsoft Teams system. This session will provide an overview of how to navigate the platform, access learning resources, and support your child's learning at home. Parents of students currently in Preschool – Year 5 are invited in on **Monday 23rd June** at either **7:45 am – 9:00 am** or **2:45 pm – 3:45 pm**.



Please note that our Term 3 ECA programme will finish at the end of this week, Thursday 26th June. However, if you are unable to collect your child at 2.30pm in the final week of school, they will be appropriately supervised until 3.20pm.

It has been announced by ADEK that the Hijri New Year Holiday will be on Friday 27 June 2025. Therefore, school will be closed on this day.

Please be reminded that the last official school day for students this academic year is **Friday 4th July**. Academic lessons will continue with important learning still taking place up until this date. Any child who is absent due to an early holiday before this date will be marked as an unauthorised absence.



Contacting Year 2 Teachers:

We are always happy to support in any way we can, so if you have any questions or concerns, please send your child's class teacher an email (see addresses below). **However, please be advised that from 3:00 pm on Friday 20th June until 6:00 am on Monday 23rd June, teachers will be unable to respond to emails while we complete the transition from Google to Microsoft.**

Ms Pellegrotti - HOY (Y2A) jpellegratti@aaess.sch.ae	Ms Palmer (2B) hpalmer@aaess.sch.ae	Ms Burgess (2C) eburgess@aaess.sch.ae
Ms Bogacz (2D) abogacz@aaess.sch.ae	Mrs Bates (2E) mbates@aaess.sch.ae	Ms Willemse (2F) nwillemse@aaess.sch.ae
Mr Hanks (2G) tjohn@aaess.sch.ae		Mr Man (2H) sman@aaess.sch.ae

Important Information:

- Please be reminded that at drop off and pick up times, students should not play on the equipment in the playgrounds and parents should not speak to any students on site without their parent's permission.
- Please also be reminded children should not attend school if they have sickness, diarrhea or have fever like symptoms. In the event of any absence from school, please email your child's class teacher and csmith@aaess.sch.ae about the absence and reason.

Year 2 learning:

Week beginning: Monday 23rd June

Maths	This week, we will continue with the unit 'Mass, Capacity and Temperature'. The children will start the week by learning to measure in kilograms (kg). They will be given the experience of picking up and feeling kilogram weights and thinking about comparing these to everyday objects for context. Following this, the children will use and apply their addition and subtraction knowledge to solve one-step (and multi-step) word problems involving different weight measurements. Then, they will focus on using and applying their multiplication and division skills to solve one-step (and multi-step) word problems involving different weight measurements. To conclude the week, the children will compare volume and capacity, ensuring that they understand the difference between the meaning of the two words and can apply their knowledge within a real-life context.
English	In English, we will continue with our 'Instructions' unit of work. The children will begin the week by consolidating their knowledge of the features of instruction writing from the previous week's learning. Following this, they will start to plan and write their own set of instructions for how to make a delicious smoothie of their choosing. They will start by planning and writing their own heading, introduction and ingredients/equipment list.
Science	In science, the children will complete 'The Eggshell Experiment', which links to our 'Healthy Me' topic and teaches children about the impact that different liquids can have on their teeth. The experiment will involve placing eggs in different liquids to observe how the shell changes.
Integrated Curriculum	In topic, the children will continue the unit 'Healthy Me'. This week, they will use their senses to describe different healthy food as they 'taste test' a variety of fruit. If your child has allergies to any fruit, then please inform your child's class teacher at your earliest convenience.

Year 2 PE Days:

Tuesday

Thursday

On their PE days, students should wear their PE kit to school.

Home Learning Links:

Monster Phonics eBooks

Please use your child's log in to use the eBooks with your child at home, please click on this [link](#) to access the Monster Phonics website. The books will be unlocked at the level your child is reading at school.

Reading

Phase 1 [Zak and the Vet](#) [Top Cat](#) [Bob Bug](#)

Phase 2 (Monster Phonics Stage 1 and 2) [Singing Dad](#) [The Odd Pet](#) [Doctor Duck](#)

Phase 3 (Monster Phonics Stage 3 and 3.1) [The Trunk and the Skunk](#) [The Big Match](#)

Phase 4 (Monster Phonics Stage 3.2 and 4) [Tadpoles](#) [The Wrong Kind of Knight](#) [Moan, Moan, Moan](#)

Phase 5 (Monster Phonics Stage 5) [Leroy](#) [No Milk Today](#) [The Cinderella Play](#)

Phase 6 (Monster Phonics Stage 7 and 8) [Tara's Party](#) [Paula the Vet](#) [Jack and the Giants](#)

Here are some additional ways you can help your child read at home: [Reading poster](#).

English

The children have been 'talking the text' during English lessons. Please find a link to the [text map](#) and [model text](#) for 'How to make an avocado smoothie', which the children can practise further at home. Here is also a link to the [speed words](#), which are words that are tricky to spell and/or understand the meaning of from the model text.

Phonics and Spelling

Here are the Year 1 and Year 2 common exception words, which the children can practise reading and spelling at home if you wish: [Year 1 & 2 common exception words](#).

Please find links to some worksheets, which will help to consolidate the children's learning:

[Common exception words activity sheet](#)

[Split digraph a-e worksheet](#)

[Split digraph e-e worksheet](#)

Maths

Please find links to some teaching videos, which will help to consolidate the children's understanding of what they have learnt in our most recent maths lessons:

[Four operations with length and height](#)

[Compare mass](#)

[Measure in grams](#)

Please also find links to some booklets and worksheets related to recent learning:

[Length and height](#)

[Comparing lengths](#)

[Comparing mass](#)

[Measuring mass in grams](#)

Upcoming Events:

Training Session Monday 23rd June

7:45 am – 9:00 am or 2: 2:45 pm – 3:45 pm.

You are invited to attend a microsoft teams introductory training session ready for our transition to this learning platform for the next academic year.



End of Term Friday 4th July

Please be reminded that the last official school day for students this academic year is Friday 4th July.



Our Yr 2 Recommended English Books



R4P

Reading for Pleasure



At AAESS, we are dedicated to supporting our students to develop a lifelong love for books and reading. Our main goal is for the children to see books as a source of inspiration, pleasure and enjoyment!

Reading for pleasure can help to improve student achievement in school. Research has shown that students who read at home do 'significantly better' across the curriculum than students who don't read.

To support our students with their reading choices, we would like to recommend some great books and authors each half term.

How many of these recommended books have you read?

YEAR 2




Our Yr 2 Recommended reads in Arabic:



R4P

Reading for Pleasure



Dive into the Magic of Arabic Reading!

Did you know that reading in Arabic can take you on amazing adventures, introduce you to unforgettable characters, and help you fall in love the language?


At AAESS, we want every student to enjoy reading Arabic stories—not just to learn, but to *have fun*! Whether it's a funny story, a magical tale, or a book full of facts, there's something for everyone in Arabic.

Reading regularly in Arabic doesn't just help you get better at the language; it helps you shine in all your subjects too!

Each term, we'll share a list of exciting Arabic books and awesome authors for you to explore.

So... are you ready to discover a new favourite Arabic book? How many have you read so far?

YEAR 2



Arabic 1:

مرحبًا بكم طلابي الأحباء... هيا بنا نحو إطلالة سريعة على أعمالنا هذا الأسبوع:

نقوم هذا الأسبوع بقراءة قصة (ما هي مهنة أمي) ؟

كتابة قصة : [أوراق عمل](#)

التعرف على ظرف مكان : [الدرس](#)

ملحوظة : بدأنا بمسابقة نجم القراءة لعام 2025 لمن يريد المشاركة إرسال مقاطع مصورة للطلاب أثناء قراءته لقصص مختلفة من اختياره أو من الكتاب ومن يرسل أربع مقاطع خلال أربع أسابيع يحصل على ميدالية وشهادة نجم القراءة . لا تتردوا في التواصل معنا على البريد الإلكتروني المدرج أدناه.

المعلمة مهيبة بريك هنيدي: mhnedi@aaess.sch.ae

المعلمة منال عزام: mazzam@aaess.sch.ae

المعلمة هديل: halassaf@aaess.sch.ae

المعلمة راما شيخ خميس: rksamis@aaess.sch.ae

Arabic 2:

Let's take a quick look at our work this week:

This week we will learn the letter Yaa (حرف الياء)

[The Arabic 2 book \(part 3\)](#)

[Lesson 1](#) [lesson 2](#) [lesson 3](#)

Do not hesitate to contact us at the email listed below.

Please note that you can meet the teachers on Monday from 2:45 - 3:10. We are happy to communicate with you.

The Arabic teacher : Mr Ahmad (amouteb@aaess.sch.ae) Ms Fatema (ftarifi@aaess.sch.ae)

Arabic SS:

درسنا لهذا الأسبوع (بلادي الإمارات)

المصطلحات الجديدة: المتحف - الموقع - يد العون

سيتعلم الطلاب في هذا الدرس:

يتعرف موقع دولة الإمارات العربية المتحدة على الخريطة.

يحدد الأماكن المشهورة في دولة الإمارات.

المعلمة: هديل العساف halassaf@aaess.sch.ae

المعلمة فاطمة : fmohamad@aaess.sch.ae

المعلم أحمد صالح متعب: amouteb@aaess.sch.ae

Islamic 1:

درسنا لهذا الأسبوع: (عائلة النبي محمد صلى الله عليه وسلم)
سيتعلم الطالب في هذا الدرس:

- أن يحدد من هو النبي صلى الله عليه وسلم.
- أن يعدد أفراد عائلة النبي محمد صلى الله عليه وسلم.

المعلمة : فاطمة محمد fmohamad@aaess.sch.ae

المعلمة منال عزام : mazzam@aaess.sch.ae

المعلمة راما : rkhamis@aaess.sch.ae

المعلمة مهيبه بريك هنيدي : mhnedi@aaess.sch.ae

Islamic 2

Dear students, Assalamu Alaikum.

Our lesson for this week is: (Surat Al-Kawthar)

The students will be able to:

- *Read Surat Al-Kawthar properly and correctly.
- *Recite Surat Al-Kawthar from memory.
- *Explain the overall meaning of Surat Al-Kawthar.
- *Clarify the favor bestowed by Allah, Glory be to Him, upon His Prophet, Peace be upon him.

[The lesson from the book.](#)

Ms Abir Turkman : aturkman@aaess.sch.ae

AAESS Values

Empathy





Inspired by the legacy of the founding father, Sheikh Zayed bin Sultan Al Nahyan, we will focus on the value of **Empathy** in Term 3.

Our expectations are that students will:

- Be mindful towards the emotions, thoughts and experiences of others
- Share, help and cooperate with others
- Use positive language to encourage others
- Participate in charitable or community-led activities to support and help those in need
- Develop the capacity to forgive ourselves and others

This week in pictures:



This week in pictures:

