



# Al Ain English Speaking School

## Year 1 Learning Pathway

### Weeks beginning: 9.6.25

Dear Parents,

Eid Mubarak! We would like to wish you and your family a very happy and peaceful Eid Al Adha, we hope you have enjoyed a relaxing Eid holiday with your family and friends. Please be reminded that school will resume as normal on Monday 9th June.



Please be reminded that our primary specialist parent and teacher meetings are scheduled for this week on **Tuesday 10th and Wednesday 11th June**. These meetings will give you an opportunity to discuss your child's attainment and progress this term.

We have recently had a surge of requests to collect students from school early. To enable a student to be picked up early, we require a valid reason to upload to ADEK's eSIS system to have the request approved. The guidance provided by ADEK is that early leave should only be granted for a medical appointment (but parents should aim to make such appointments during the weekend or out of school hours), a family crisis such as hospitalisation or a family bereavement or for an official community task.



## Contacting Year 1 Teachers:

We are always happy to support in any way we can, so if you have any questions or concerns please send your child's class teacher an email (see addresses below).

When contacting staff please remember they have family time outside of school too. Staff are expected to read emails daily (Monday - Friday) and respond within 24 hours. They may choose to read or respond outside of school hours but please do not expect it. Please also bear in mind that they will be teaching or in meetings during the school day (7.30am - 3.00pm) so will not be able to respond straight away.

Mrs L. Jordan (1A) - HOY <a href="mailto:ljordan@aaess.sch.ae">ljordan@aaess.sch.ae</a>	Ms G. Burger (1B) <a href="mailto:gburger@aaess.sch.ae">gburger@aaess.sch.ae</a>	Ms E. Mordaunt (1C) <a href="mailto:emordaunt@aaess.sch.ae">emordaunt@aaess.sch.ae</a>
Mrs Michelle Taylor (1D) - KS1 Assistant Principal <a href="mailto:mtaylor@aaess.sch.ae">mtaylor@aaess.sch.ae</a>	Ms Lyndsay Telford (1E) <a href="mailto:ltelford@aaess.sch.ae">ltelford@aaess.sch.ae</a>	Mrs N. Koopman (1F) <a href="mailto:nkoopman@aaess.sch.ae">nkoopman@aaess.sch.ae</a>
Mrs S. Vreugdenburg (1G) <a href="mailto:svreugdenburg@aaess.sch.ae">svreugdenburg@aaess.sch.ae</a>	Ms N. Hinch (1H) <a href="mailto:nhinch@aaess.sch.ae">nhinch@aaess.sch.ae</a>	Ms H. Holmes (1H) <a href="mailto:hholmes@aaess.sch.ae">hholmes@aaess.sch.ae</a>

# Important Information:

- Please be reminded that at drop off and pick up times, students should not play on the equipment in the playgrounds and parents should not speak to any students on site without their parent's permission.
- Please also be reminded children should not attend school if they have sickness, diarrhea or have fever like symptoms. In the event of any absence from school, please email your child's class teacher and [csmith@aaess.sch.ae](mailto:csmith@aaess.sch.ae) about the absence and reason.

## Year 1 learning:

### Week beginning: Monday 9th June

In maths we will revisit our place value topic and we will compare numbers within the same 10 such as which number is less, 38 or 34?. We will use our knowledge of partitioning numbers to explain our reasons for our answers. We will end the week learning about position and direction and will describe turns using half and quarter. We will also use language such as behind, in front to describe position.

During our English lessons, we will complete a recount of our Eid holiday. We will also continue our text 'The journey'. We will discuss the events so far in the story and what we already know then we will make predictions about the next part of the story and explain our thinking linking this to previous events. When we are writing we will ensure that our sentences include capital letters, finger spaces and the correct punctuation.

In our Phonic lessons we will revisit our learning on split digraphs 'a\_e' (as in make), 'e-e' (as in even), 'i-e' (as in bike), 'o-e' (as in home), 'u\_e' (as in cube) and 'u\_e' (as in June). We will use our knowledge to read and spell words containing these sounds as well as forming them correctly. We will practise reading real words and pseudo alien words.

## Year 1 PE Days:

1A,	Tuesday	Thursday
1B, 1C & 1D	Monday	Wednesday
1E & 1F	Tuesday	Wednesday
1G, 1H & 1I	Thursday	Friday

On their PE days, students should wear their PE kit to school.

# Home Learning Links:

## Monster Phonics eBooks

Please use your child's log in to use the eBooks with your child at home, please click on this [link](#) to access the Monster Phonics website. The books will be unlocked at the level your child is reading at school.

## Reading

To support reading at home, please visit our own library where you will find stories to enjoy reading: [AAESS Online Library](#).

Phase 1	<a href="#">Zak and the Vet</a>	<a href="#">Top Cat</a>	<a href="#">Bob Bug</a>
Phase 2	<a href="#">Singing Dad</a>	<a href="#">The Odd Pet</a>	<a href="#">Doctor Duck</a>
Phase 3	<a href="#">Splash and Squelch</a>	<a href="#">The Scrap Rocket</a>	<a href="#">The Trunk and the Skunk</a>
Phase 4	<a href="#">Tadpoles</a>	<a href="#">The Wrong Kind of Knight</a>	<a href="#">Moan Moan Moan</a>
Phase 5	<a href="#">Leroy</a>	<a href="#">No Milk Today</a>	<a href="#">The Cinderella Play</a>

## Phonics      [Monster phonics song](#)      [Monster phonics character actions](#)      [High Frequency Words](#)

['Action word video'](#)      [Action sentences to read](#)      [Blending powerpoint.](#)  
['a e' sound video](#)      ['e e' sound video](#)      ['i e' sound video](#)      ['o e' sound video](#)  
['u e' sound video \(as in June\)](#)      ['u e' sound video \(as in cute\)](#)      [Phonics game](#)

**Worksheets**      ['a e' flashcards](#)      ['a e' read and draw activity](#)      ['a e' workbook](#)  
['e e' flashcards](#)      ['e e' roll and read](#)      ['e e' matching activity](#)      ['e e' workbook](#)  
['i e' flashcards](#)      ['i e' roll and read](#)      ['i e' matching activity](#)      ['i e' workbook](#)  
['o e' flashcards](#)      ['o e' read and roll](#)      ['o e' workbook](#)  
**u\_e as in June**      ['u e' flashcards](#)      ['u e' read and roll](#)      ['u e' workbook](#)  
**u\_e as in cute**      ['u e' flashcards](#)      ['u e' read and roll](#)

## English

The children will be 'talking the text' during English lessons. Please find a link to the online story for ['Journey' by Aaron Becker](#) which the children can practise further at home

## Maths      **Videos**      [Compare numbers with the same 10s](#)      [Compare numbers](#)      [Describe turns](#)

Worksheets      [Compare numbers with same 10s](#)      [Compare any numbers](#)      [Describe turns](#)

Workbooks      [Place Value within 20](#)      [Place Value within 50](#)

# Upcoming Events:



## *Term 3 Primary Specialist Parent Teacher Consultation Meetings*

*Tuesday 10th and Wednesday 11th June*

We will be holding our Term 3 Parent-Teacher Consultation Meetings on both Monday 2nd and Tuesday 3rd June. We look forward to seeing you there.

Please also be reminded that the last official school day for students this academic year is Friday 4th July.





# Our Yr 1 Recommended English Books



## R4P

### Reading for Pleasure




At AAESS, we are dedicated to supporting our students to develop a lifelong love for books and reading. Our main goal is for the children to see books as a source of inspiration, pleasure and enjoyment!

Reading for pleasure can help to improve student achievement in school. Research has shown that students who read at home do 'significantly better' across the curriculum than students who don't read.

To support our students with their reading choices, we would like to recommend some great books and authors each half term.

How many of these recommended books have you read?

#### YEAR 1




# Our Yr 1 Recommended reads in Arabic:



## R4P

### Reading for Pleasure



#### Dive into the Magic of Arabic Reading!

Did you know that reading in Arabic can take you on amazing adventures, introduce you to unforgettable characters, and help you fall in love with the language?




At AAESS, we want every student to enjoy reading Arabic stories—not just to learn, but to *have fun*! Whether it's a funny story, a magical tale, or a book full of facts, there's something for everyone in Arabic.

Reading regularly in Arabic doesn't just help you get better at the language; it helps you shine in all your subjects too!

Each term, we'll share a list of exciting Arabic books and awesome authors for you to explore.

So.... are you ready to discover a new favourite Arabic book?

#### YEAR 1





# Arabic 1:

مرحبًا بكم طلابي الأحباء... هيا بنا نحو إطلالة سريعة على أعمالنا هذا الأسبوع:

سنتعرف هذا الأسبوع على حرف الواو

اليوم الأول نتعرف على الحرف (اليوم الأول)

اليوم الثاني أصوات الحرف (اليوم الثاني)

اليوم الثالث أصوات الحرف الطويلة (اليوم الثالث)

ولمزيد من الأنشطة يمكنكم استخدام الأنشطة

ملاحظة: قم بالبحث في المنزل عن أشياء تحبها تحوي في اسمها حرف الواو وأحضرها معك إلى المدرسة.

MS : Mohiba break hindi

[mhnedi@aaess.sch.ae](mailto:mhnedi@aaess.sch.ae)

MS :Manal Azzam

[mazzam@aaess.sch.ae](mailto:mazzam@aaess.sch.ae)

MS : Hadil

[halassaf@aaess.sch.ae](mailto:halassaf@aaess.sch.ae)

MS :Rama khmees

[rkhamis@aaess.sch.ae](mailto:rkhamis@aaess.sch.ae)

# Arabic 2:

Let's take a quick look at our work this week:

This week the students will learn about a new letter:(و)

Lesson 1 : first day.

Lesson 2 : second day.

Lesson 3: Third day.

Activity

Dear Parents:

This week, please help your child find items at home that begin with the Arabic letter(و) and bring them to School.

Teacher Mohiba break Hindi

[mhnedi@aaess.sch.ae](mailto:mhnedi@aaess.sch.ae)

Teacher :Manal Azzam

[mazzam@aaess.sch.ae](mailto:mazzam@aaess.sch.ae)

Teacher: Hadil

[halassaf@aaess.sch.ae](mailto:halassaf@aaess.sch.ae)

Teacher :Rama Khmees

[rkhamis@aaess.sch.ae](mailto:rkhamis@aaess.sch.ae)

# Islamic 1:

درسنا لهذا الأسبوع هو (عائلة النبي محمد صلى الله عليه وسلم).

- أعدد من هو النبي محمد (صلى الله عليه وسلم).
- أشرح أن النبي محمد (صلى الله عليه وسلم) هو آخر الرسل المرسلين من الله.
- أصف شخصية النبي محمد (صلى الله عليه وسلم).
- أذكر أسماء أفراد عائلة النبي محمد (صلى الله عليه وسلم).

الدرس

المعلمة منال عزام : [mazzam@aaess.sch.ae](mailto:mazzam@aaess.sch.ae)

المعلمة : هديل العساف [halassaf@aaess.ae](mailto:halassaf@aaess.ae)

المعلمة مهيبة بريك هنيدي : [mhnedi@aaess.sch.ae](mailto:mhnedi@aaess.sch.ae)

المعلمة : فاطمة محمد [fmohamad@aaess.sch.ae](mailto:fmohamad@aaess.sch.ae)

المعلمة راما شيخ خميس : [rkhamis@aaess.sch.ae](mailto:rkhamis@aaess.sch.ae)

# Islamic 2

Dear students, Assalamu Alaikum.

Our lesson for this week is : ( The family of Prophet Muhammad peace be upon him )

The students will be able to :

\*List the names of Prophet Muhammad's (peace and blessings be upon him) family members.

\*Describe what Prophet Muhammad (peace and blessings be upon him) was like.

[Powerpoint](#) [worksheet](#)

Ms Abir Turkman : [aturkman@aaess.sch.ae](mailto:aturkman@aaess.sch.ae)

## AAESS Values

### Empathy



Inspired by the legacy of the founding father, Sheikh Zayed bin Sultan Al Nahyan, we will focus on the value of **Empathy** in Term 3.

Our expectations are that students will:

- Be mindful towards the emotions, thoughts and experiences of others
- Share, help and cooperate with others
- Use positive language to encourage others
- Participate in charitable or community-led activities to support and help those in need
- Develop the capacity to forgive ourselves and others



# This week in pictures

