



Al Ain English Speaking School

Year 2 Learning Pathway

Week beginning: 24.02.25

It has been lovely to see the children settle quickly back into their daily classroom routines and learning after the mid-term break. It was equally lovely to see so many of you during the parent-teacher meetings.

Parent Access Pass Information

Please be reminded that in line with updated policy requirements, parents or carers of children in Preschool, FS2, Year 1 and Year 2 will need to wear their permanent access pass to enter the school site and drop off or collect their children.



Matilda the musical

Please come and join us this week for our production of the musical Matilda JR. The productions are taking place on Tuesday 25th and Wednesday 26th February. To book your tickets please use the QR code on the poster.



Contacting Year 2 Teachers:

We are always happy to support in any way we can, so if you have any questions or concerns, please send your child's class teacher an email (see addresses below).

When contacting staff, please remember they have family time outside of school too. Staff are expected to read emails daily (Monday - Friday) and respond within 24 hours. They may choose to read or respond outside of school hours but please do not expect it. Please also bear in mind that they will be teaching or in meetings during the school day (7.30am - 3.00pm) so will not be able to respond straight away.

Ms Pellegrotti - HOY (Y2A) jpellegratti@aaess.sch.ae	Ms Palmer (2B) hpalmer@aaess.sch.ae	Ms Burgess (2C) eburgess@aaess.sch.ae
Ms Karolia (2D) rkarolia@aaess.sch.ae	Mrs Bates (2E) mbates@aaess.sch.ae	Ms Willemse (2F) nwillemse@aaess.sch.ae
Mr Hanks (2G) tjohn@aaess.sch.ae	Mr Man (2H) sman@aaess.sch.ae	

Important Information:



Please be reminded that if your child is unwell and has a temperature/fever of 38°C and above, (Department of Health Directive) they should stay at home until they are symptom free and without medication for a minimum of 24 hours. Contact your doctor if you have any concerns with fever-like illnesses. Nurses are happy to provide guidance, please email schoolnurse@aaess.sch.ae.

Year 2 learning:

Week beginning: Monday 24th February

Maths	In maths, we will continue with our 'Multiplication and Division' topic. The children will begin the week by adding equal groups using the method of repeated addition. During the lesson, the children will learn how to describe pictures using sentences and also create pictures from given sentences. Next, the children will be introduced to the multiplication symbol (x) by recognising multiplication number sentences that are equal to repeated additions. For example: 3×2 is equal to $2 + 2 + 2$. They will also learn the meaning of, and be encouraged to use, key mathematical vocabulary, such as: 'lots of', 'times', 'multiplied by' and 'groups of'. The children will then learn about arrays, with a focus on the fact that multiplication is commutative, and children should be encouraged to identify the two multiplication sentences that can be seen in an array.
English	In English, the children will continue to plan and write the next few sections of their own version of the 'Jack and the Beanstalk' story. We will continue to focus on getting the children to say their sentence, write their sentence and read their sentence back (to check that it makes sense). Within their writing, the children will be expected to include capital letters, full stops, adjectives and exclamation marks.
Science	We will start our new science-based topic entitled 'Material World'. The children will begin by identifying the uses of everyday materials by going on a 'material hunt' around the school. They will then identify the suitability of everyday materials before being set a special challenge. The results from the challenge will enable them to understand the importance of using materials that are fit for purpose.

Year 2 PE Days:

Tuesday

Thursday

On their PE days, students should wear their PE kit to school.

Home Learning Links:

Monster Phonics eBooks

Please use your child's log in to use the eBooks with your child at home, please click on this [link](#) to access the Monster Phonics website. The books will be unlocked at the level your child is reading at school.

Reading

Phase 1 [Zak and the Vet](#) [Top Cat](#) [Bob Bug](#)

Phase 2 (Monster Phonics Stage 1 and 2) [Singing Dad](#) [The Odd Pet](#) [Doctor Duck](#)

Phase 3 (Monster Phonics Stage 3 and 3.1) [The Trunk and the Skunk](#) [The Big Match](#)

Phase 4 (Monster Phonics Stage 3.2 and 4) [Tadpoles](#) [The Wrong Kind of Knight](#) [Moan, Moan, Moan](#)

Phase 5 (Monster Phonics Stage 5) [Leroy](#) [No Milk Today](#) [The Cinderella Play](#)

Phase 6 (Monster Phonics Stage 7 and 8) [Tara's Party](#) [Paula the Vet](#) [Jack and the Giants](#)

Here are some additional ways you can help your child read at home: [Reading poster](#).

English

The children have been 'talking the text' during English lessons. Please find a link to the [text map](#) and [model text](#) for 'Jack and the Beanstalk', which the children can practise further at home.

Phonics and Spelling

Here are the Year 1 and Year 2 common exception words, which the children can practise reading and spelling at home if you wish: [Year 1 & 2 common exception words](#).

Please find links to some Phonics worksheets, which will help to consolidate the children's learning:

[s \(zsh\) word tiles worksheet](#)

[w-ar word tiles worksheet](#)

Maths

Please find links to some teaching videos, which will help to consolidate the children's understanding of what they have learnt in our most recent maths lessons:

[Recognise equal groups](#)

[Make equal groups](#)

Please also find links to a Year 2 workbook on 'Multiplication' and some worksheets related to recent learning:

['Multiplication' workbook](#)


[Identifying equal groups worksheet](#)

[Making equal groups worksheet](#)

Upcoming Events:

Week beginning: 3rd March 2025

Throughout the week beginning the 3rd March 2025, the students will be recognising World Book Day. We will complete a number of activities to promote a love of reading. Further information to follow soon.



Week beginning: 24th February 2025

Our Primary Specialist Parent-Teacher meetings will be held, Tuesday 25th to Thursday 27th February between 2:50pm and 5pm.



Al Ain English Speaking School
Secondary Students
present



ROALD DAHL'S
Matilda
THE MUSICAL
JR.



When? 25 & 26 February
Doors Open at 5PM
Where? AAESS Auditorium
BOOK YOUR SEAT TODAY!



Arabic 1:

نقوم هذا الأسبوع بقراءة قصة الحرف القاف (قمرٌ يشعر بالملل)
التعرف على أشكال حرف الفاء : حرف الفاء ورقة عمل 1 ورقة عمل 2
مهارة تنوين الكسر : حرف الفاء ورقة عمل 1 ورقة عمل 2
قصة حرف القاف : حرف القاف ورقة عمل 1 ورقة عمل 2
كتابة قصة حرف القاف : ورقة عمل 1 ورقة عمل 2 ورقة عمل 3 ورقة عمل 4
إملاء : مفردات الإملاء (25 - 2 - 2025)
واجب القراءة : قراءة ص 61 و ص 72 من كتاب اقرأ وتعلم ثم استخراج كلمات تحوي مد الألف
الواجب الإلزامي : ص 71 و ص 82 من كتاب النشاط
الواجب الأثرائي : اكتب جملة أو قصة قصيرة تحتوي أكبر عدد ممكن من الكلمات التي تحوي حرف الفاء
ملحوظة : هناك تقويم مستمر - اللغة العربية - يوم الأربعاء 2025 - 3 - 5
المطلوب : الحروف (ص + ض + ط + ظ + ع + غ) التدرّب على مهارة التحليل (تحليل المد وتحليل المقطع الساكن) و مهارة التركيب ومهارة (اكتب اسم الصورة) ومهارة كتابة جملة تعبر عن الصورة ومهارة تنوين الضم وتنوين الكسر .
كتاب الطالب ص 26 - ص 27 - ص 49 - ص 67
ملحوظة : بدأنا بمسابقة نجم القراءة لعام 2025 لمن يريد المشاركة إرسال مقاطع مصوّرة للطالب أثناء قراءته لقصص مختلفة من اختياره أو من الكتاب ومن يرسل أربع مقاطع خلال أربع أسابيع يحصل على ميدالية وشهادة نجم القراءة . لا تتردّوا في التواصل معنا على البريد الإلكتروني المدرج أدناه.

المعلمة مهيبة بريك هنيدي : mhnedi@aaess.sch.ae

المعلمة منال عزام : mazzam@aaess.sch.ae

المعلمة هديل : halassaf@aaess.sch.ae

المعلمة راما شيخ خميس : rkhamis@aaess.sch.ae

Arabic 2:

Let's take a quick look at our work this week:

This week we will learn the letter Khaa (حرف الخاء)

[The Arabic 2 book \(part 2\)](#)

[Lesson1](#) [lesson2](#) [lesson3](#) [lesson4](#)

We will have a **spelling** on the letter Khaa **next Thursday**, 27/2/2025 (الإملاء)

The Arabic exam will be on Thursday, 6 March, 2025, in the lessons of the letter Haa and the letter Kha from pages 57 to page 71.

Mr Ahmad (amouteb@aaess.sch.ae)

Ms Fatema (ftarifi@aaess.sch.ae)

Arabic SS:

السَّلَامُ عَلَيْكُمْ وَرَحْمَةُ اللَّهِ وَبَرَكَاتُهُ
درسنا لهذا الأسبوع : (مهنة أجدادي) (الصناعة والتجارة)
المفاهيم والمصطلحات: السفن التجارية - الجلاف
سيتعرّف الطلاب في الدرس أهمية العمل وأشكاله المختلفة.
يتعرّف مهنة الأجداد قديماً وتطورها حديثاً .

المعلمة: هديل العسّاف halassaf@aaess.sch.ae

المعلمة فاطمة : fmohamad@aaess.sch.ae

المعلم أحمد صالح متعب: amouteb@aaess.sch.ae

Islamic 1:

السلام عليكم طلابي الأعزّاء:
درسنا لهذا الأسبوع (رسولنا محمّد صلى الله عليه وسلّم في رعاية جدّه وعمّه)
سيتعلم الطلاب في هذا الدّرس:
- قصّة كفالة الرسول محمّد صلى الله عليه وسلّم.
- صفات الرّسول وبرّه لأهله صلى الله عليه وسلّم.

المعلمة : فاطمة محمد fmohamad@aaess.sch.ae

المعلمة منال عزام : mazzam@aaess.sch.ae

المعلمة راما: rkhamis@aaess.sch.ae

المعلمة مهيبة بريك هنيدي: mhnedi@aaess.sch.ae

Islamic 2

This week we will complete: (My prayer is the light of my life).

The students will be able to:

- *List the names of the obligatory prayers.
- *Explain the importance of prayer.
- *state the number of rak'ahs of each of the obligatory prayers.

Note: The Islamic Quiz for this term will be held on:

Wednesday: 26/2/2025 for Y2(ABCGH)

Thursday: 27/2 /2025 for Y2(DEF)

Required lessons: (Surat Al - Nas - The Pillars of Iman - My prayer is the light of my life)

[This powerpoint will help for revision.](#)

Ms Abir Turkman : aturkman@aaess.sch.ae

AAESS Values

Resilience





Inspired by the legacy of the founding father, Sheikh Zayed bin Sultan Al Nahyan, we will focus on the value of **Resilience** in Term 2.

Our expectations are that students will:

- Develop strategies to persevere
- Have a 'can do' approach to problem solving and new learning
- Develop a positive and optimistic mindset
- Learn how to be more adaptable and flexible when faced with a problem

This week in pictures:



This week in pictures:

