



# Al Ain English Speaking School

Year 6 Learning Pathway

Week beginning: 03.02.25

Dear Parents,

As part of a school 'Sustainability' initiative we are asking for donations of clean glass jars such as jam or honey jars, and clean, empty 2 litre milk cartons. These items will help us to prepare some exciting home grown treats.



Our termly Book Fair was another huge success and the children thoroughly enjoyed their visits. We would also like to extend our warmest thanks to all the parents and family members who visited the book fair during the week.

Please be reminded that the **Mid-Term Break** will begin at **12pm** on **Friday 7th February** School will resume after the break on **Monday 17th February**.

Mid Term  
Break

## Contacting Year 6 Teachers:

We are always happy to support in any way we can, so if you have any questions or concerns please send your child's class teacher an email (see addresses below).

When contacting staff please remember they have family time outside of school too. Staff are expected to read emails daily (Monday - Friday) and respond within 24 hours. They may choose to read or respond outside of school hours but please do not expect it. Please also bear in mind that they will be teaching or in meetings during the school day (7.30am - 3.00pm) so will not be able to respond straight away.

Mr Matthee (6A) - HOY <a href="mailto:mmatthee@aaess.sch.ae">mmatthee@aaess.sch.ae</a>	Mrs Gwanzura (6B) <a href="mailto:rgwanzura@aaess.sch.ae">rgwanzura@aaess.sch.ae</a>	Mr Lunn (6C) <a href="mailto:clunn@aaess.sch.ae">clunn@aaess.sch.ae</a>
Ms Howard (6D) <a href="mailto:choward@aaess.sch.ae">choward@aaess.sch.ae</a>	Mrs Dean (6E) <a href="mailto:ldean@aaess.sch.ae">ldean@aaess.sch.ae</a>	Mr Pietersen (6F) <a href="mailto:mpietersen@aaess.sch.ae">mpietersen@aaess.sch.ae</a>

# Important information:

- Please be reminded that at drop off and pick up times, students should not play on the equipment in the playgrounds and parents should not speak to any students on site without their parent's permission.
- Please also be reminded children should not attend school if they have sickness, diarrhea or have fever like symptoms. In the event of any absence from school, please email your child's class teacher and [csmith@aaess.sch.ae](mailto:csmith@aaess.sch.ae) about the absence and reason.

## Year 6 learning:

**Week beginning:** Monday 3rd February

<b>Maths</b>	This week, we will consolidate our understanding of measurements by participating in a series of activities throughout the week. These activities will test our knowledge of area and perimeter through various practical challenges in teams.
<b>English</b>	Writing - This week we will be innovating our model text in preparation for writing our Warning Story Hot Task after midterm break. We will be innovating the opening, innovating the build up paragraph, innovating the problem paragraph and innovating the resolution paragraph.
<b>Science</b>	This week in science we will be investigating how light bends when travelling through different mediums. In the lab students will apply their understanding to refraction and observe how light bends objects in water.
<b>Integrated Curriculum</b>	In this week's IC, we will be looking at the importance of team names, mission statements and logos for our Formula Ethara teams. In our teams, we will spend time creating these.

## Year 6 PE Days:

**6A - Thursday and Friday**  
**6B - Thursday and Friday**  
**6C - Wednesday and Thursday**

**6D - Wednesday and Thursday**  
**6E - Wednesday and Friday**  
**6F - Wednesday and Friday**

# Home Learning Links:

## Spelling

The weekly spelling words will be uploaded to Google Classroom on Mondays in preparation for a spelling test on Fridays. On a weekly basis the children will have eight spellings to learn.

Please use the list below to help you learn the 100 words that children in England are expected to be able to spell by the end of Year 6 (age 11). How many can you spell?

[Year 5 and 6 Statutory Spelling List](#)

## Maths

Hit the button game - practise your times tables

<https://www.topmarks.co.uk/maths-games/hit-the-button>

Times Tables Rock Stars: <https://trockstars.com>

## Upcoming events:

### Parent Workshop

**Thursday 6th February 7:40am-8:20am**

**KS2 Room 21**



We value your continued support in working together to ensure your child makes the best progress. Therefore our next parent workshop is 'Making Maths Practical'.

This workshop is aimed towards children in years 3 - 6 and will give you useful tips and ways to help make maths learning at home practical and enjoyable to support your child's learning.

Please be reminded that the **Mid-Term Break** will begin at **12pm** on **Friday 7th February** School will resume after the break on **Monday 17th February**.

Mid Term  
Break



Our class teacher parent and teacher consultation meetings for Term 2 are scheduled for the week after the mid-term break on **Wednesday 19th and Thursday 20th February**. You will receive further details about how to attend these meetings on Monday 3rd February.

# Arabic 1:

مرحباً بكم طلابي الأحباء... هيا بنا نحو إطلالة سريعة على أعمالنا هذا الأسبوع:

القراءة: "أنا حرّ"

الإملاء: رابط الإملاء

الكتابة: نصّ سرديّ

ملحوظة (2): تمّ إدراج كتاب (مدارج القراءة) لدعم طلابنا في مهارتي القراءة والفهم.

مدارج القراءة

لا تتردّوا في التواصل معنا على البريد الإلكتروني المدرج أدناه ، كما نحيطكم علماً أنّه باستطاعتكم مقابلة المعلمين يوم الاثنين من الساعة 2:45 - 3:10 نسعدّ بتواصلكم .

المعلمة هداية: [hmomani@aaess.sch.ae](mailto:hmomani@aaess.sch.ae)

المعلمة سمية: [sshehadeh@aaess.sch.ae](mailto:sshehadeh@aaess.sch.ae)

المعلمة نجلاء: [nrashad@aaess.sch.ae](mailto:nrashad@aaess.sch.ae)

المعلمة ولاء: [wnaif@aaess.sch.ae](mailto:wnaif@aaess.sch.ae)

# Arabic 2:

Let's take a quick look at our work this week:

This week the students will continue learning about Arab cities. ( مُدُنٌ عَرَبِيَّةٌ )

We will learn a new vocabulary.

We will read a text and answer the questions.

We will talk about Cairo's landmark in our speaking lesson.

There is no spelling this week.

Extra work : Create a display of the question words. ( مَنْ - أَيْنَ - مَتَى - كَمْ )

Samar Khirbek ( [skhirbek@aaess.sch.ae](mailto:skhirbek@aaess.sch.ae) )

# Arabic SS:

مرحباً بكم طلابي الأحباء... درسنا هذا الأسبوع:

نتابع في الدرس الأول: تضاريس دول مجلس التعاون الخليجي

نتعرّف على التضاريس في دول مجلس التّعاون الخليجي.

المعلمة: ريم الجبّاي

[rjbawi@aaess.sch.ae](mailto:rjbawi@aaess.sch.ae)

# Islamic 1:

طلابنا الأعزّاء نتمنى لكم عامًا دراسيًا مليئًا بالتّجّاحات والتّوفيق، درسنا لهذا الأسبوع:

القلقلة: (ص: 20-29) محتوى الدرس من كتاب الطالب

الأهداف: أن يُبيّن المتعلّم كيفية تطّبيق حُكم القلقلّة أثناء التّلاوة.

" سيتمّ تسميع الآيات الأسبوع القادم من سورة عبس كاملة، الرّجاء الاستعداد بشكل جيّد. "

لا تتردّدوا في التواصل معنا على البريد الإلكتروني المدرج أدناه، كما نحيطكم علمًا أنّه باستطاعتكم مقابلة المعلمين كلّ يوم إثنين من الساعة 2:45 - 3:10 نسعدُ بتواصلكم الدائم.

المعلم أحمد مبارز: [amobarez@aaess.sch.ae](mailto:amobarez@aaess.sch.ae)

[fibrahim@aaess.sch.ae](mailto:fibrahim@aaess.sch.ae)

المعلمة: ماجدة فتحي

[hmureb@aaess.sch.ae](mailto:hmureb@aaess.sch.ae): المعلم: حسان المرعب

# Islamic 2

Our lesson for this week is ( Echo Letters (Qalqalah)

The students will be able:

- \*Explain the concept of Qalqalah and its relevant letters, called echo letters.
- \*Distinguish between the two types of Qalqalah.
- \*Demonstrate how to apply the rule of Qalqalah during recitation.

The lesson from the book.

Important Note : The recitation of Surah "Abasa" will take place this week, a marks will be recorded for it. Please prepare well.

Ms Abir Turkman : [aturkman@aaess.sch.ae](mailto:aturkman@aaess.sch.ae)

# AAESS Values

## Care







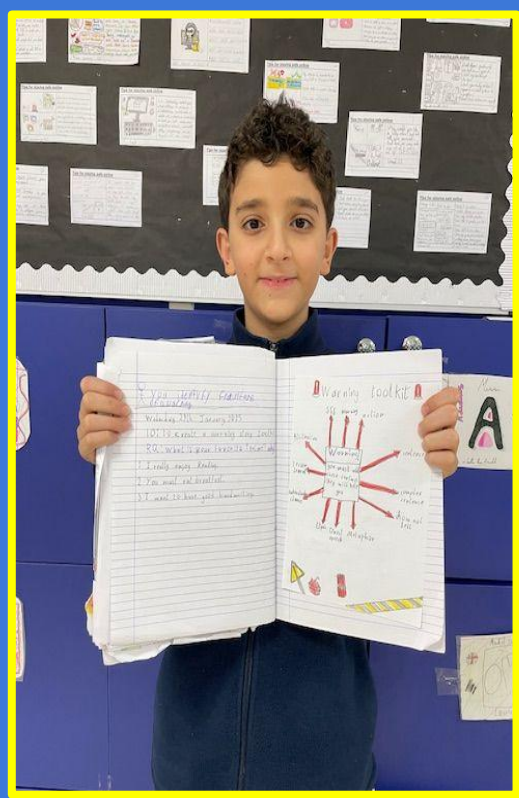

Inspired by the legacy of the founding father, Sheikh Zayed bin Sultan Al Nahyan, we will focus on the value of **Care** in Term 2.

Our expectations are that students will:

- Take care of themselves
- Take care of each other
- Take care of our school / our world
- Take care with their work



# This week, we created toolkits to help with our warning stories!





*This week, we used text-marking to improve our understanding of a text.*

